



(M)-9434189238

PATRASAYERMAHAVIDYALAYA

Estd.-2005

NAAC Accredited (Grade-B, 1st Cycle), 2023

P.O.-PATRASAYER * P.S.-PATRASAYER * DIST-BANKURA * 722206

Govt. Reg. No.-719-Edn (CS) dt.24.10.05

Affiliated to Bankura University dt. 01.01.2017(G.O.No. 1098 -Edn(U)/1U(BAN)-06116 dt.26.12.2016)

Website:-www.patrasayermahavidyalaya.ac.in Email:- patrasayermahavidyalaya@gmail.com

Memo No- PM/STD/Notice/115/25

Date- 01.12.2025

জরুরী বিজ্ঞপ্তি

এতদ্বারা বাঁকুড়া বিশ্ববিদ্যালয়ের নির্দেশিকা অনুযায়ী পাত্রসায়ের মহাবিদ্যালয়ের 2025-26 শিক্ষাবর্ষের প্রথম সেমিস্টারের সকল ছাত্র-ছাত্রীকে 02.12.2025 থেকে 08.12.2025 তারিখের মধ্যে বাঁকুড়া বিশ্ববিদ্যালয়প্রদত্ত Registration and Enrolment প্রক্রিয়াটি সম্পূর্ণ করতে নির্দেশ দেওয়া হচ্ছে।

Registration and Enrolment প্রক্রিয়াটি তিনটি ধাপে সম্পূর্ণ করতে হবে নচেৎ Registration and Enrolment প্রক্রিয়াটি অসম্পূর্ণ থাকবে এবং সে ক্ষেত্রে মহাবিদ্যালয় কর্তৃপক্ষ কোনরূপ দায়ী থাকবে না।

তিনটি ধাপ নিম্নরূপ:-

১) বাঁকুড়া বিশ্ববিদ্যালয়ের ওয়েবসাইটের নিম্নরূপ লিঙ্কে

(<https://unitrackbku.onlineregistrationindia.com/Student/LoginForStudentRegistration>) গিয়ে

Student Registration Option এ ক্লিক করে নিজের আধার নাম্বার দিয়ে সঠিক কলেজ নির্বাচন করে Next Option- এ ক্লিক করলে OTP আসবে উক্ত OTP টি সঠিক জায়গায় ফিলাপ করে নিজের যাবতীয় তথ্য দেখে নিয়ে ফর্মটিকে Submit করে Print Out করতে হবে।*(যদি ফর্মটিতে কোনো ভুল থাকে,সেক্ষেত্রে সাবমিট করার আগে মহাবিদ্যালয়ের অফিসে যোগাযোগ করার জন্য জানানো হচ্ছে)*

২) 02.12.2025 থেকে 08.12.2025 তারিখের মধ্যে পাত্রসায়ের মহাবিদ্যালয়ের ওয়েবসাইটে -

(www.patrasayermahavidyalaya.ac.in) 'Student Login' Option গিয়ে নিজস্ব User id & Password

(মহাবিদ্যালয় থেকে দেওয়া) দিয়ে Log in করে 'Pay College Fees Option এ ক্লিক করে Registration Fees 400/-

টাকা পেমেন্ট করে Print Out করতে হবে। ** (মহাবিদ্যালয় থেকে User id & Password Phone Number-এ পাঠানো হয়েছে, যদি কেউ না পেয়ে থাকে মহাবিদ্যালয়ের অফিসে যোগাযোগ করার জন্য জানানো হচ্ছে)**

৩) উপরিউক্ত দুটি প্রক্রিয়া সম্পন্ন করার পর ফিজ পেমেন্টের স্লিপ ও Registration and Enrolment স্লিপ ও বিষয় নির্বাচনের স্লিপ নিয়ে মহাবিদ্যালয়ে 03.12.2025 থেকে 08.12.2025 অবশ্যই জমা করতে হবে।

*** উপরিউক্ত বিষয়ে কোনোকিছু অসুবিধা হলে উক্ত মোবাইল নাম্বারগুলিতে (মো:- ৯০৯৩২৪৭৫২৪, & ৮০০১৬১২৯৫৮) বেলা ১১টা থেকে বিকাল ৪টের মধ্যে যোগাযোগ করতে হবে।***

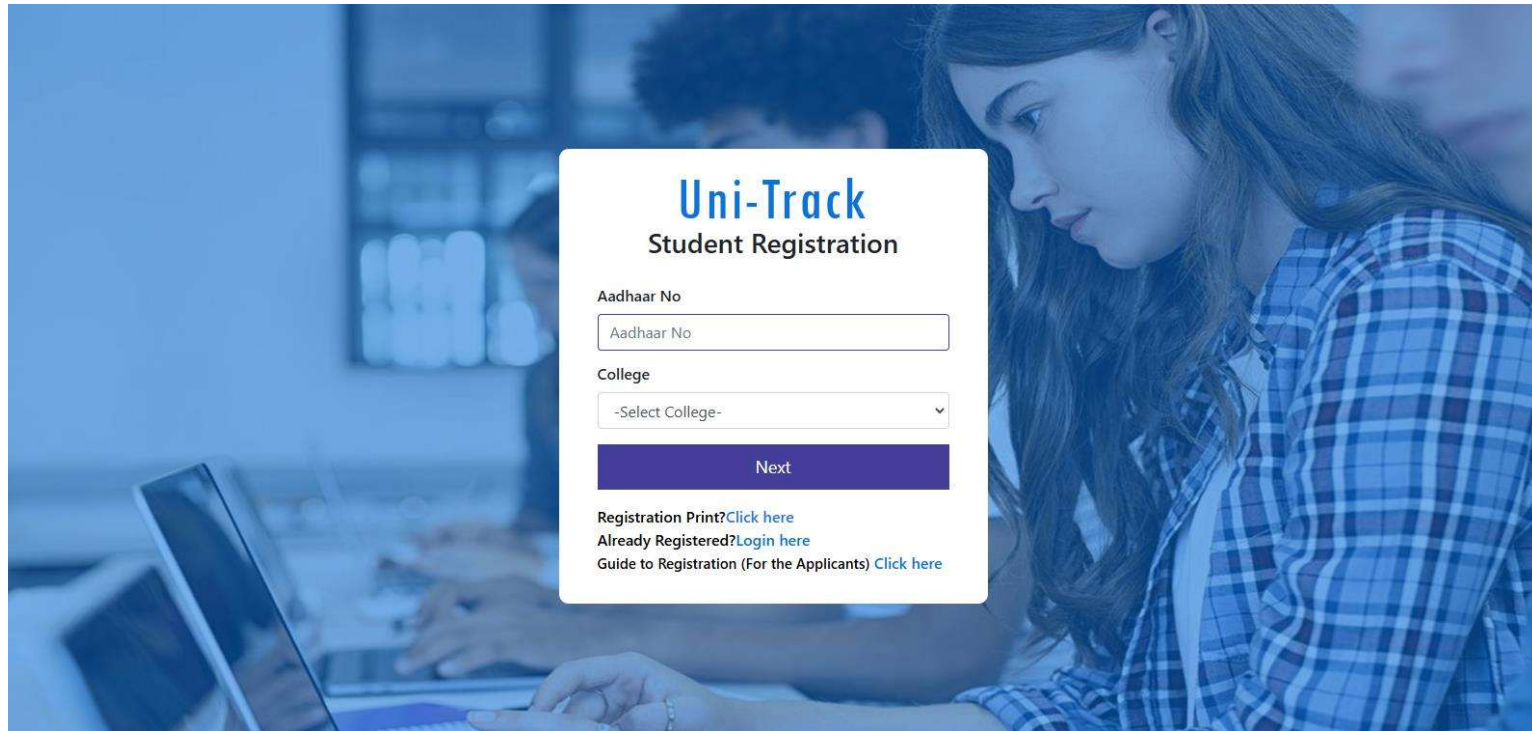


Sikona
Principal
Patrasayer Mahavidyalaya
Patrasayer :: Bankura.

GUIDE TO REGISTRATION

CLICK HERE TO GO TO THE REGISTRATION-CUM ENROLMENT PAGE

<https://unitrackbku.onlineregistrationindia.com/Student/LoginForStudentRegistration>



Uni-Track
Student Registration

Aadhaar No

College

Next

Registration Print? [Click here](#)
Already Registered? [Login here](#)
Guide to Registration (For the Applicants) [Click here](#)

FILL YOUR AADHAAR NO

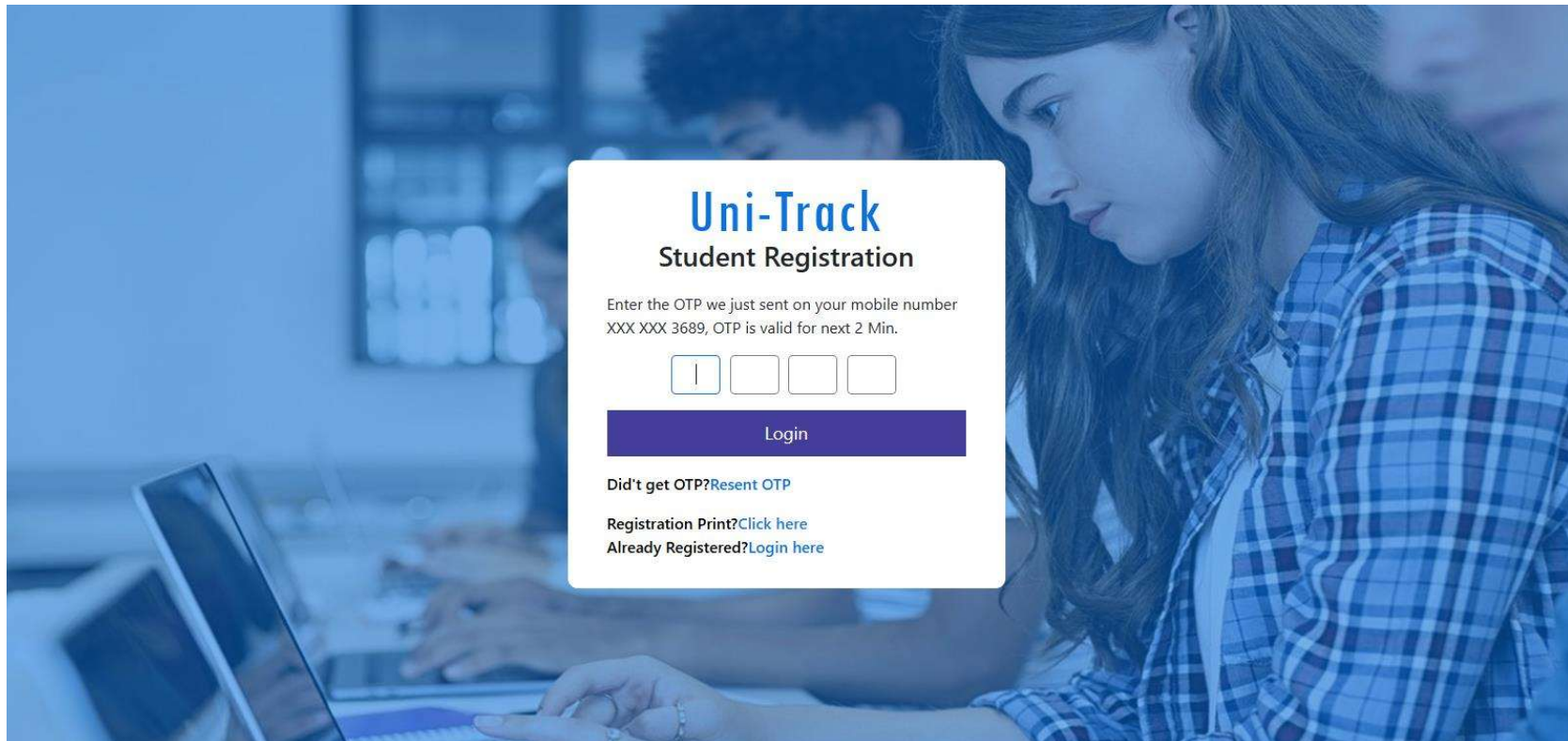


SELECT COLLEGE
FROM DROPDOWN



CLICK ON NEXT

AFTER CLICKING ON "[NEXT](#)," A 4-DIGIT OTP WILL BE SENT TO YOUR REGISTERED MOBILE NUMBER, WHICH YOU HAVE PROVIDED DURING THE ADMISSION PROCESS IN YOUR COLLEGE.



FILL 4 DIGIT VALID OTP



CLICK ON LOGIN

[LogOut](#)

Please ensure that you have the following information required for application ready in your hand before you proceed.

1. I have a soft copy of my passport-sized colour photograph and signature (Read the Guidelines about Acceptable Photographs and Signatures).
 2. I have a soft copy of all the testimonials (Age Proof Certificate, Final year marksheet of (10+2), Proof of Caste Certificate (if applicable), Disability Certificate (if applicable)).
 3. I have my own valid Email ID and mobile Number that was given at the time of admission in the respective college, which will be used for further communication.
 4. The hard copy of the form would be submitted to the University along with registration fees.
- ☐ It is confirmed that the student has signed in the application form for registration as per terms of Bankura University. Principal of the college has certified the form on verification. The hard copy of the form would be submitted to the University along with registration fees.

Address

BANKURA-722155

Email

coe.bankurauniversity@gmail.com

Phone

9735889759

READ ALL THE INSTRUCTIONS CAREFULLY AND KEEP THOSE DOCUMENTS WITH YOU. THEN, TICK THE DECLARATION BOX.

[LogOut](#)

Please ensure that you have the following information required for application ready in your hand before you proceed.

1. I have a soft copy of my passport-sized colour photograph and signature (Read the Guidelines about Acceptable Photographs and Signatures).
 2. I have a soft copy of all the testimonials (Age Proof Certificate, Final year marksheet of (10+2), Proof of Caste Certificate (if applicable), Disability Certificate (if applicable)).
 3. I have my own valid Email ID and mobile Number that was given at the time of admission in the respective college, which will be used for further communication.
 4. The hard copy of the form would be submitted to the University along with registration fees.
- ☒ It is confirmed that the student has signed in the application form for registration as per terms of Bankura University. Principal of the college has certified the form on verification. The hard copy of the form would be submitted to the University along with registration fees.

[✓ Next](#)

Address

BANKURA-722155

Email

coe.bankurauniversity@gmail.com

Phone

9735889759

AFTER CHECKING THE DECLARATION BOX, THE "NEXT" BUTTON WILL BECOME VISIBLE. THEN, CLICK ON "NEXT" TO PROCEED.

AFTER CLICKING **NEXT** BUTTON, THE REGISTRATION FORM WILL APPEAR HERE. YOU WILL BE REQUIRED TO FILL IN YOUR DETAILS, UPLOAD A PHOTO, AND ADD YOUR SIGNATURE.



Logout

** Fields are mandatory*

BASIC DETAILS

College *

KHATRA ADIBASI MAHAVIDYALAYA

Session *

2024-2025

Course Type *

UG

Course *

B.A.

Subject *

SANSKRIT

Date Of Admission *

24-Jul-2024

Major *

Major

Minor *

Minor

** Fields are mandatory*

CANDIDATE'S PERSONAL INFORMATION

Student's Name *

Father's Name *

Mother's Name

Guardian's Name

Marital Status *

Mobile No *

Email ID *

DOB *

Email ID *	<input type="text"/>	DOB *	<input type="text"/>
Gender *	<input type="text"/>	Category *	<input type="text" value="OBC-B"/>
Religion *	<input type="text"/>	Nationality	<input type="text" value="INDIAN"/>
Aadhaar No *	<input type="text"/>	ABC ID *	<input type="text"/>
Blood Group *	<input type="text"/>	Differently Abled *	<input type="text" value="No"/>
Percentage Of Disability	<input type="text" value="0.00"/>	Quota *	<input type="text" value="No"/>
Quota Level	<input type="text" value="Quota Level"/>		

** Fields are mandatory*

CANDIDATE'S ADDRESS

Address *	<input type="text"/>		
Police Station	<input type="text"/>	City *	<input type="text"/>
District *	<input type="text"/>	State *	<input type="text"/>
Pincode	<input type="text"/>	Country *	<input type="text"/>

CANDIDATE'S ACADEMIC DETAILS

NAME OF THE EXAMINATION *

EXAMINATION NAME

REGISTRATION NO *

REGISTRATION NO

BOARD/UNIVERSITY *

BOARD/UNIVERSITY

PASSING YEAR *

PASSING YEAR

ROLL NO *





ROLL NO


OBTAINED PERCENTAGE(%) *





OBTAINED PERCENTAGE

+ ADD ACADEMIC DETAILS

RESET ACADEMIC DETAILS

Edit	Del	EXAMINATION NAME	PASSING YEAR	REGISTRATION NO	ROLL NO	BOARD	OBTAINED PERCENTAGE
		Class 10th				West Bengal Board of Secondary Education	33.86
		Class 12th				West Bengal Council of Higher Secondary Education	47.50




		Class 10th			West Bengal Board of Secondary Education	33.86
		Class 12th			West Bengal Council of Higher Secondary Education	47.50

** Fields are mandatory*

CANDIDATE'S PROFILE

Student Photo *

Choose file No file chosen



Signature *

Choose file No file chosen



- Image type should be PNG,JPG,JPEG.
- Image Size should be less than 100 KB.

✓ Save As Draft Preview Reset

Address

BANKURA-722155

Email

coe.bankurauniversity@gmail.com

Phone

9735889759

FILL ALL THE MANDATORY FIELDS THEN CLICK ON **PREVIEW** BUTTON

[Logout](#)

BASIC DETAILS

College KHATRA ADIBASI MAHAVIDYALAYA

Session 2024-2025

Subject SANSKRIT

Course Type UG

Course B.A.

Date Of Admission 24-Jul-2024

Major Major

Minor Minor

CANDIDATE'S PERSONAL INFORMATION

Student's Name

Father's Name

Mother's Name

Guardian's Name

Marital Status

Husband's Name

Mobile No

Email ID

DOB

Gender

Marital Status	<input type="text"/>	Husband's Name	<input type="text" value="Husband Name"/>
Mobile No	<input type="text"/>	Email ID	<input type="text"/>
DOB	<input type="text"/>	Gender	<input type="text"/>
Category	<input type="text"/>	Religion	<input type="text" value="HINDU"/>
Nationality	<input type="text" value="INDIAN"/>	Aadhaar No	<input type="text"/>
ABC ID	<input type="text"/>	Blood Group	<input type="text" value="AB+"/>
Physical Challenged	<input type="text" value="No"/>	Percentage Of Disability	<input type="text" value="0.00"/>
Quota	<input type="text" value="No"/>	Quota Level	<input type="text" value="Quota Level"/>

CANDIDATE'S ADDRESS

Address	<input type="text"/>		
Police Station	<input type="text"/>	City	<input type="text" value="Bankura"/>
District	<input type="text"/>	State	<input type="text" value="WEST BENGAL"/>
Pincode	<input type="text"/>	Country	<input type="text" value="INDIA"/>

CANDIDATE'S ACADEMIC DETAILS

EXAMINATION NAME	PASSING YEAR	REGISTRATION NO	ROLL NO	BOARD	OBTAINED PERCENTAGE
Class 10th				West Bengal Board of Secondary Education	33.86
Class 12th				West Bengal Council of Higher Secondary Education	47.50

CANDIDATE'S PROFILE

Student Photo



Signature


**SELF DECLARATION ***☐

It is confirmed that the student has signed in the application form for registration as per terms of Bankura University. Principal of the college has certified the form on verification. The hard copy of the form would be submitted to the University along with registration fees.

[✓ Save As Draft](#)[↻ Next](#)[✎ Edit Registration](#)

PLEASE CAREFULLY REVIEW ALL THE FILLED DATA. IF THERE ARE ANY MISTAKES, CLICK THE "EDIT REGISTRATION" BUTTON TO MAKE CORRECTIONS. IF EVERYTHING IS CORRECT, CHECK THE SELF-DECLARATION BOX AND CLICK THE "NEXT" BUTTON.

AFTER CLICKING THE **NEXT** BUTTON,THE ENROLMENT DETAILS PAGE WILL OPEN .ON THIS PAGE , YOU WILL NEED TO VERIFY YOUR PAPER DETAILS AND SELECT THE **MD-1** PAPER .



Logout

Enrolment Detail for Semester- 1

Paper Code Type	Paper Details
MJC-1	GENERAL GRAMMAR WITH TRANSL SANSKRIT - GENERAL GRAMMAR WITH TRANSLATION & METRE (10901)
MN-1	PRACHIN O MODHYO YOUNGER BAN BENGALI - PRACHIN O MODHYO YOUNGER BANGLA SAHITYER ITIHAS (10106)
MD-1	--Please Select Paper--
SEC-1	SPOKEN SANSKRIT & COMPUTER A SANSKRIT - SPOKEN SANSKRIT & COMPUTER APPLICATION (10905)
AEC-1	COMPULSORY ENGLISH: LITERATUR AEC/MIL/AECC - COMPULSORY ENGLISH: LITERATURE AND COMMUNICATION (103
VAC-1	ENVIRONMENTAL STUDIES VAC - ENVIRONMENTAL STUDIES (11808)

Previous

Continue

Address

BANKURA-722155

Email

coe.bankurauniversity@gmail.com

Phone

9735889759

AFTER VERIFY PAPER DETAILS AND CHOOSE THE MD-1 PAPER WHICH YOU HAVE SELECTED AT THE TIME OF THE ADMISSION IN YOUR COLLEGE. THEN CLICK ON **CONTINUE** BUTTON.

AFTER CLICKING **CONTINUE & SAVE** BUTTON, ENROLMENT PREVIEW PAGE WILL OPEN, ON THIS PAGE YOU NEED TO VERIFY AGAIN TO CHOOSE THE PAPER DETAILS

Enrolment Preview

Paper Code Type	Paper Details
MJC-1	SANSKRIT - GENERAL GRAMMAR WITH TRANSLATION & METRE (10901)
MN-1	BENGALI - PRACHIN O MODHYO YUGER BANGLA SAHITYER ITIHAS (10106)
MD-1	HISTORY - IDEA OF BHARATVARSHA (10404)
SEC-1	SANSKRIT - SPOKEN SANSKRIT & COMPUTER APPLICATION (10905)
AEC-1	AEC/MIL/AECC - COMPULSORY ENGLISH: LITERATURE AND COMMUNICATION (
VAC-1	VAC - ENVIRONMENTAL STUDIES (11808)

☐ Confirm & Save

AFTER VERIFY PAPER DETAILS CLICK ON **CONFIRM & SAVE** BUTTON

AFTER CLICKING THE "**CONFIRM & SAVE**" BUTTON, A POP-UP MESSAGE WILL APPEAR TO CONFIRM YOUR ENROLMENT SUBMISSION. PLEASE REVIEW THE DETAILS CAREFULLY AND CLICK "OK" TO PROCEED.

The screenshot shows a web application interface for enrolment. A dark blue header bar is at the top. Below it, a white box contains the title "Enrolment Preview". A black pop-up message is centered over the page, displaying the text "unitrackbku.onlineregistrationindia.com says" and "Do you want to Submit your Enrolment?", with "OK" and "Cancel" buttons. Below the pop-up is a table with two columns: "Paper Code Type" and "Paper Details". The table lists six enrolment papers. At the bottom right of the white box are two blue buttons: "Confirm & Save" and "Close".

Paper Code Type	Paper Details
MJC-1	SANSKRIT - GENERAL GRAMMAR WITH TRANSLATION & METRE (10901)
MN-1	BENGALI - PRACHIN O MODHYO YUGER BANGLA SAHITYER ITIHAS (10106)
MD-1	HISTORY - IDEA OF BHARATVARSHA (10404)
SEC-1	SANSKRIT - SPOKEN SANSKRIT & COMPUTER APPLICATION (10905)
AEC-1	AEC/MIL/AECC - COMPULSORY ENGLISH: LITERATURE AND COMMUNICATION (
VAC-1	VAC - ENVIRONMENTAL STUDIES (11808)

UPON CLICKING "OK," YOU WILL RECEIVE ANOTHER POP-UP CONFIRMING YOUR ENROLMENT SUBMISSION. PLEASE CLICK "OK" AGAIN TO PROCEED.

unitrackbku.onlineregistrationindia.com says

Your registration and enrollment process for the 2024-2025 academic year has been completed successfully. Now, contact your university/college to pay the required fees. Thereafter, the process will be completed with the online approval of your university/college authority. 2024-2025 শিক্ষাবর্ষের জন্য আপনার রেজিস্ট্রেশন এবং এনরোলমেন্ট প্রক্রিয়াটি সফলভাবে সম্পন্ন হয়েছে। এখন, প্রয়োজনীয় ফি প্রদানের জন্য আপনার বিশ্ববিদ্যালয়/কলেজে যোগাযোগ করুন। তারপরে, আপনার বিশ্ববিদ্যালয়/কলেজ কর্তৃপক্ষের অনলাইন অনুমোদনের মাধ্যমে প্রক্রিয়াটি সম্পন্ন হবে

OK

AFTER CLICKING "OK," YOUR COMPLETED REGISTRATION AND ENROLMENT SUBMISSION FORM WILL BE DOWNLOADED TO YOUR DEVICE.A CONFIRMATION MESSAGE WILL ALSO BE DISPLAYED.

A background image showing students in a library or study hall, with a focus on a young woman in the foreground looking at a laptop. The image has a blue tint.

Your Application for the Registration in BANKURA
UNIVERSITY for the Academic Year 2024-2025 has
been submitted successfully.

[Click here for login](#)

YOU CAN DOWNLOAD THE SUBMITTED REGISTRATION FORM FOR FUTURE REFERENCE.

FILL YOUR AADHAAR NO.



SELECT COLLEGE
FROM DROPDOWN



REGISTRATION PRINT

Uni-Track

Student Registration

Aadhaar No

College

Next

Registration Print?[Click here](#)

Already Registered?[Login here](#)

STUDENT REGISTRATION AND LOGIN PROCESS

☐ SUBMISSION OF REGISTRATION FORM AND FEES:

- SUBMIT A HARD COPY OF THE COMPLETED REGISTRATION FORM ALONG WITH THE REQUIRED FEES TO THE UNIVERSITY OR COLLEGE.

☐ APPLICATION APPROVAL:

- THE UNIVERSITY OR COLLEGE WILL REVIEW AND APPROVE YOUR APPLICATION.

☐ UID AND REGISTRATION NUMBER GENERATION:

- UPON APPROVAL, A UNIQUE USER ID (UID) AND REGISTRATION NUMBER WILL BE GENERATED.

☐ ACCESS TO THE UNITRACK PORTAL:

- ONCE THE UID IS GENERATED, YOU CAN LOG IN TO YOUR STUDENT PROFILE ON THE UNITRACK PORTAL WITH THE DEFAULT PASSWORD (WILL BE SENT AFTER THE SUCCESSFUL APPROVAL FROM THE COLLEGE/UNIVERSITY AUTHORITY).